



MacBick
LABS AND INTERIORS

Lab Solutions

MacBick Labs and Interiors is a technology company that designs and builds intelligent and human-centered labs and workspaces that leverage the power of AI. Our mission is to create spaces that inspire and enable people to do their best work.

A detailed line-art illustration of a laboratory setting, featuring various pieces of equipment like fume hoods, storage cabinets, and lab benches with glassware, serving as a background for the text.

Laboratory Solutions

Our laboratory solutions are designed to help you improve productivity, innovation, and collaboration. We offer a wide range of products and services, including:

- AI-powered workstations that can be customized to meet the specific needs of each user and task
- Modular lab casework that can be easily rearranged to accommodate changing needs
- Integrated power and data solutions to keep your lab organized and efficient
- Ergonomics consulting and training to help you create a safe and comfortable workspace for your employees



Adaptive

Moveable Workstations



MacBick Adaptive is a self-supporting moveable workstation table design meeting SEFA 10, Adaptable Casework Systems, Class 7 standards. It is available with an above counter support structure, or as an adjustable height four legged table. Adaptive is available pre-plumbed and pre-wired and easily incorporates with overhead carrier and panel systems. Work Surfaces are adjustable from sitting height to standing height, and overhead shelving is adjustable on 1" increments. Adaptive is designed for mobile, suspended, or free-standing casework.

MacBick provides a completely moveable laboratory casework system to meet the needs of a changing lab environment.



MacBick

LABS AND INTERIORS

encouraging new discovery...

Movable Workstations

- Self-supporting workstations
- Single and double sided
- Adjustable height worksurfaces
- Integrated shelving systems
- Pre-plumbed integrated services
- Pre-wired integrated power and data



WELCOME TO THE FUTURE OF WORKSTATION PRODUCTIVITY

CATALYST WORK RAILS are easily added to any workstation to allow vertical organization for superior ergonomics and accelerated productivity.

360° SWIVEL SHELF declutters your workspace while allowing dual-sided access to critical information.

TABLET HOLDER with telescoping quick-release positions data for optimal viewing and access.

SOLID BRASS FIXTURES allow you to locate wet utilities where needed. Select chemical resistant epoxy, stainless, polypro or solid surface sinks.

WORK SURFACE options include chemical resistant epoxy or phenolic, stainless steel, maple, laminate, solid surface, polypro (HDPE) or bactericidal (germ killing).

EASY ACCESS UTILITY CHASE lets you update and change lab equipment and technology by simply unlatching the hinged access panels.



DID YOU KNOW?

Every workstation is mobile ready. Simply remove the leveler glides and insert our heavy-duty casters (250 lb. load rating per caster).



WELCOME TO THE FUTURE OF WORKSTATION PRODUCTIVITY



TASK LIGHTS improve visibility and illuminate your productivity. Choose articulated or under-shelf options.

HEAVY DUTY WORKSHELVES can be positioned anywhere on either side of the work rail to organize reagents, supplies and equipment.

DISPENSER BINS for tissues, gloves, supplies, pharmaceuticals, sharps, labels and critical inventory which can be placed anywhere on your work rail.

MONITOR & KEYBOARD HOLDERS position technology for optimal viewing and access. Choose from a range of fully articulated mechanical or gas-assist arms.

SIDE-CHASE DOORS give instant access to the core chase to enable easy workstation updates and utility connections.

PULL-OUT SHELF provides extra counter space on-demand.

HEAVY-DUTY FULL EXTENSION DRAWERS with high-impact resistant 3 mm edges - perfect for active labs (100 lb load rated).

DESIGNER PULLS & DUAL SIDED LAMINATES add a stylish touch.

STRUCTURAL FRAME with powder paint finish is load rated at 1,000 lbs. per cabinet to support heavy lab equipment and chemistry.



The background features faint, hand-drawn sketches of office furniture, including desks, chairs, and a cube. There are also mathematical formulas: $1 + c^2$ in the top left and $2 + H_2O$ in the middle left.

Office Furniture

We also offer a wide range of AI-powered office furniture solutions, including:

- Smart desks that can automatically adjust their height and other features to match your preferences
- Ergonomic chairs that provide lumbar support and other features based on your body type
- AI-powered meeting rooms that can automatically adjust the temperature, lighting, and other features based on the needs of the meeting attendees



Designed for Flexibility

Our Series A Desk System assembles and scales without tools, making it the ideal choice for growing offices.

Engineered with our patented Clever Lever™ technology, this modular system can be easily rearranged to accommodate a variety of workspace styles and floorplans.

Series A Desk tops are available in White, Natural Oak, and Walnut.

Seamless Power Integration

Easily adapt the Series A Desk System with our integrated power solutions, so power and data are always at hand and out of sight.

- 1 Series A Double Desk
- 2 Pinnable Molded Privacy Panels

- 3 Max Task Chair
- 4 Mini Stow File Cabinet
- 5 Stow File Cabinet



At MacBick,

we know that one size does not fit all. That's why we partnered with poppin for all your office needs. Employees have diverse behavioral and productivity needs, so we want to be sure to honor them. For more introverted employees, or employees whose work requires minimal interruption, private spaces are key to success. You can incorporate closed offices with single desks for employees to focus on heads-down work, or temporary phone-booth style cubes for private calls. More extraverted employees, or those whose work relies on active communication and collaboration, will do well in open spaces like lounge areas or community workshop tables.



Corner Desks



Available in Series A and Series L

Ideal for executive offices, the addition of a right or left hand return gives you extra room for desktop storage, multiple monitors, or simply more space to spread out.



The Instant Conference Room

Our QT Chair and Sofa Booths add padded panels to mitigate noise and create a semi-private meeting area in any communal space. Simply pull up a Tucker Lounge Table or Spot Side Table and voila! A mini conference room without even calling a



The Open Office Retreat

The QT Privacy Lounge Chair and Sofa are designed to block distractions and encourage uninterrupted focus. Pair them with our QT Ottoman, the Spot Side Table, and power solutions to create a quiet space away from your desk.

1 QT Lounge Chair


2 QT Lounge Ottoman

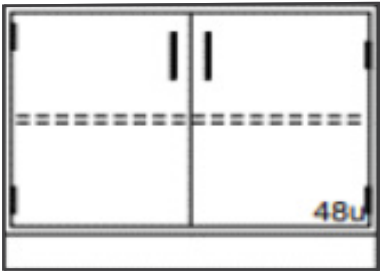
3 QT Lounge Sofa with Canopy


4 Block Party Ottoman

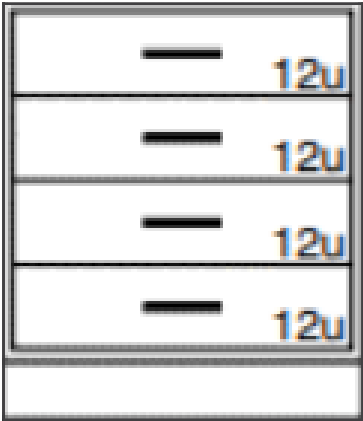


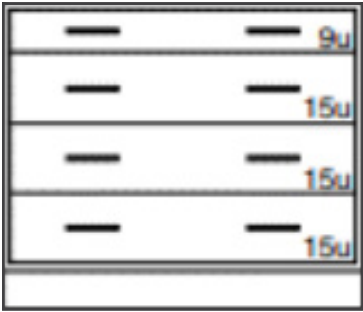
QT Lounge Sofa with Canopy

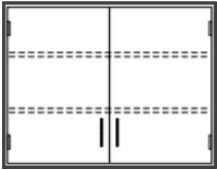
1/2 DRAWER / 2 DOOR CABINET - E41C	DESCRIPTION	PART NUMBER	WIDTH	LIST PRICE	w/HD CASTER LIST
	22" Deep 29" Sitting Height	E41C292230-1104	30	\$791.04	\$1,085.07
		E41C292236-1104	36	\$814.93	\$1,108.96
		E41C292242-1104	42	\$829.85	\$1,123.88
		E41C292248-1104	48	\$847.76	\$1,141.79
	22" Deep 32" ADA Height	E41C322230-1104	30	\$873.13	\$1,167.16
		E41C322236-1104	36	\$901.49	\$1,195.52
		E41C322242-1104	42	\$920.90	\$1,214.93
		E41C322248-1104	48	\$937.31	\$1,231.34
	22" Deep 35" Standing Height	E41C352230-1104	30	\$873.13	\$1,167.16
		E41C352236-1104	36	\$901.49	\$1,195.52
		E41C352242-1104	42	\$920.90	\$1,214.93
		E41C352248-1104	48	\$937.31	\$1,231.34

FULL HEIGHT DOORS + 1 ADJ. SHELF - C03C	DESCRIPTION	PART NUMBER	WIDTH	LIST PRICE	W/HD CASTER LIST
	22" Deep 29" Sitting Height	C03C292230-1104	30	\$597.01	\$891.04
		C03C292236-1104	36	\$614.93	\$908.96
		C03C292242-1104	42	\$653.73	\$947.76
		C03C292248-1104	48	\$691.04	\$985.07
	22" Deep 32" ADA Height	C03C322230-1104	30	\$611.94	\$905.97
		C03C322236-1104	36	\$628.36	\$922.39
		C03C322242-1104	42	\$670.15	\$964.18
		C03C322248-1104	48	\$705.97	\$1,000.00
	22" Deep 35" Standing Height	C03C352230-1104	30	\$635.82	\$929.85
		C03C352236-1104	36	\$653.73	\$947.76
		C03C352242-1104	42	\$695.52	\$989.55
		C03C352248-1104	48	\$731.34	\$1,025.37

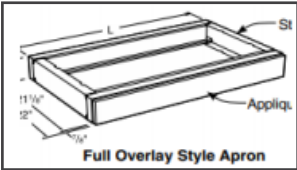
DRAWER OVER DOOR CABINET - E40C	DESCRIPTION	PART NUMBER	WIDTH	LIST PRICE	W/HD CASTER LIST
	22" Deep 32" ADA Height	E40C322230-1104	30	\$834.33	\$1,128.36
		E40C322236-1104	36	\$850.75	\$1,144.78
		E40C322242-1104	42	\$873.13	\$1,167.16
		E40C322248-1104	48	\$889.55	\$1,183.58
	22" Deep 35" Standing Height	E40C352230-1104	30	\$852.24	\$1,146.27
		E40C352236-1104	36	\$870.15	\$1,164.18
		E40C352242-1104	42	\$891.04	\$1,185.07
		E40C352248-1104	48	\$908.96	\$1,202.99

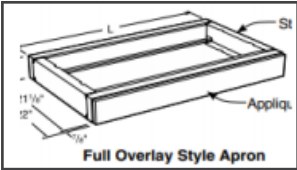
Drawer Cabinets - D30C	Description	Part Number	Width	List Price	w/HD Caster List
	22" Deep 29" Sitting Height	D30C292215-1104	15	\$676.12	\$970.15
		D30C292218-1104	18	\$735.82	\$1,029.85
		D30C292221-1104	21	\$805.97	\$1,100.00
		D30C292224-1104	24	\$874.63	\$1,168.66
	22" Deep 32" ADA Height	D30C322215-1104	15	\$695.52	\$989.55
		D30C322218-1104	18	\$753.73	\$1,047.76
		D30C322221-1104	21	\$825.37	\$1,119.40
		D30C322224-1104	24	\$892.54	\$1,186.57
		D30C352215-1104	15	\$713.43	\$1,007.46
	22" Deep 35" Standing Height	D30C352218-1104	18	\$771.64	\$1,065.67
		D30C352221-1104	21	\$843.28	\$1,137.31
		D30C352224-1104	24	\$910.45	\$1,204.48


Drawer Cabinets - D30C	Description	Part Number	Width	List Price	w/HD Caster List
	22" Deep	D30C322230-1104	30	\$994.03	\$1,288.06
		D30C322236-1104	36	\$1,019.40	\$1,313.43
	32" ADA Height	D30C322242-1104	42	\$1,052.24	\$1,346.27
		D30C322248-1104	48	\$1,088.06	\$1,382.09
	22" Deep 35" Standing Height	D30C352230-1104	30	\$862.69	\$1,156.72
		D30C352236-1104	36	\$1,038.81	\$1,332.84
		D30C352242-1104	42	\$1,070.15	\$1,364.18
		D30C352248-1104	48	\$1,105.97	\$1,400.00

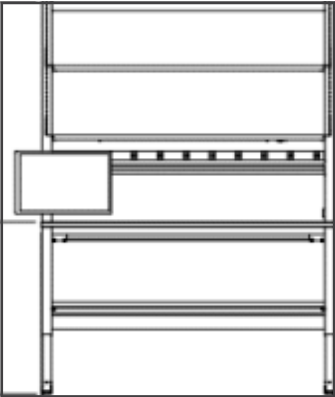
Wall Cabinets - W25C	Description	Part Number	Width	List Price
	Sliding Steel Doors 16" Deep 30" Height	W25C301630-1104	30	\$773.13
		W25C301636-1104	36	\$758.21
		W25C301642-1104	42	\$820.90
		W25C301648-1104	48	\$847.76

Wall Cabinets - W41C	Description	Part Number	Width	List Price
	Sliding Steel Doors 16" Deep 30" Height	W41C301630-0100	30	\$680.60
		W41C301636-0100	36	\$720.90
		W41C301642-0100	42	\$744.78
		W41C301648-0100	48	\$846.27

WORK SURFACE APRON – A00C	DESCRIPTION	PART NUMBER	WIDTH	LIST PRICE
 <p>Full Overlay Style Apron</p>	22" Deep 4" Height	A00C042224-1100	24	\$150.75
		A00C042236-1100	36	\$156.72
		A00C042248-1100	48	\$194.03
		A00C042260-1100	60	\$237.31
		A00C042272-1100	72	\$276.12

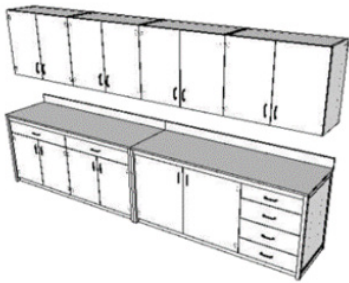
WORK SURFACE APRON – A00C	DESCRIPTION	PART NUMBER	WIDTH	LIST PRICE
 <p>Full Overlay Style Apron</p>	28" Deep 4" Height	A00C042824-1100	24	\$155.22
		A00C042836-1100	36	\$161.19
		A00C042848-1100	48	\$197.01
		A00C042860-1100	60	\$249.25
		A00C042872-1100	72	\$276.12

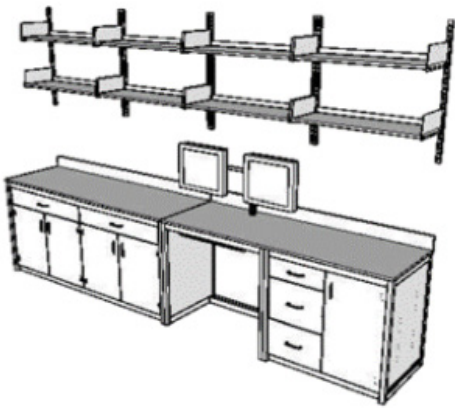
BASIKBENCH	DESCRIPTION	PART NUMBER	WIDTH	LIST PRICE	w/HD CASTER LIST
	36" Height	BB362436-GK	36	\$668.30	\$845.91
		BB362448-GK	48	\$708.40	\$886.01
		BB362460-GK	60	\$748.50	\$926.11
		BB362466-GK	66	\$788.59	\$966.21
		BB362472-GK	72	\$828.69	\$1,006.30
	1,000 load capacity	BB363036-GK	36	\$701.72	\$879.33
		BB363048-GK	48	\$741.81	\$919.43
		BB363060-GK	60	\$781.91	\$959.52
	Includes levelers, lower shelf	BB363066-GK	66	\$822.01	\$999.62
		BB363072-GK	72	\$862.11	\$1,039.72
	HD leveling casters optional	BB363636-GK	36	\$735.13	\$912.74
		BB363648-GK	48	\$775.23	\$952.84
		BB363660-GK	60	\$815.33	\$992.94
		BB363666-GK	66	\$855.42	\$1,033.04
		BB363672-GK	72	\$895.52	\$1,073.13

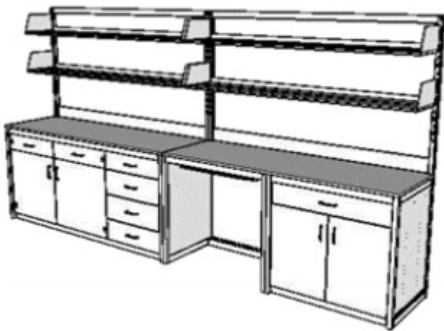
BASIKBENCH	DESCRIPTION	PART NUMBER	WIDTH	LIST PRICE	w/HD CASTER LIST
	84" Height	BB843036-GK	36	\$735.13	\$912.74
		BB843048-GK	48	\$781.91	\$959.52
		BB843060-GK	60	\$828.69	\$1,006.30
		BB843066-GK	66	\$875.47	\$1,053.09
	1,000 load capacity	BB843072-GK	72	\$922.25	\$1,099.87
		BB843636-GK	36	\$781.91	\$959.52
		BB843648-GK	48	\$828.69	\$1,006.30
	Includes levelers, upper shelf, lower 15" shelf	BB843660-GK	60	\$875.47	\$1,053.09
		BB843666-GK	66	\$922.25	\$1,099.87
	HD leveling casters optional	BB843672-GK	72	\$973.49	\$1,151.10

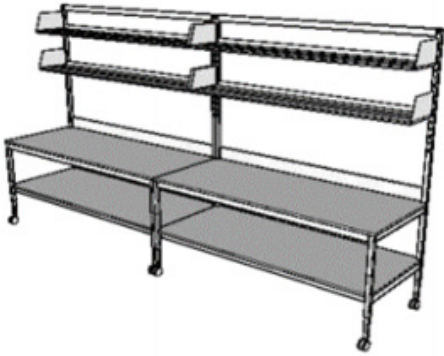
BASIKBENCH WORKTOPS			
DESCRIPTION	PART NUMBER	WIDTH	LIST PRICE
BasikBench Resin Worktop BK (Black) GR (Gray) PT (Putty) SL (Slate)	BB012436	36	\$334.15
	BB012448	48	\$378.70
	BB012460	60	\$423.26
	BB012466	66	\$445.53
	BB012472	72	\$467.81
	BB013036	36	\$378.70
	BB013048	48	\$423.26
	BB013060	60	\$467.81
	BB013066	66	\$490.09
	BB013072	72	\$512.36
	BB013636	36	\$423.26
	BB013648	48	\$467.81
	BB013660	60	\$512.36
	BB013666	66	\$534.64
	BB013672	72	\$556.92

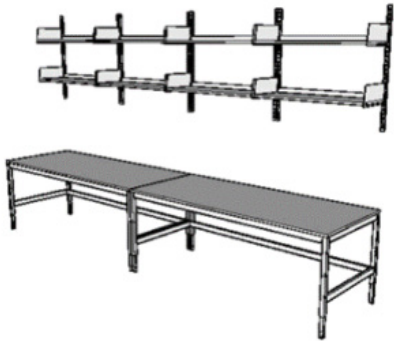
BASIKBENCH ACCESSORIES			
DESCRIPTION	PART NUMBER	WIDTH	LIST PRICE
HD LEVELING CASTERS	HDLVLCSTR		\$178.21
KEYBOARD TRAY	BBKBD		\$182.67
CPU HOLDER	BBCPU		\$113.61
LCD MONITOR ARM	BBARM		\$222.77
POWER RACEWAY 20A	BBPB2036	36	\$278.46
	BBPB2048	48	\$311.87
	BBPB2060	60	\$331.92
	BBPB2066	66	\$340.83
	BBPB2072	72	\$349.74
LED Overhead Light	BBML36	36	\$66.83
	BBML48	48	\$73.51
	BBML60	60	\$80.20
	BBML66	66	\$86.88
	BBML72	72	\$93.56


MODULAR WORKSTATION A	PART NUMBER	QTY	LIST
	W25C301636-1104	4	
	C03C352248-1104	1	
	D30C352224-1104	1	
	E40C352236-1104	2	
	TKB-001 1" Resin	28	
MODULAR WORKSTATION A			\$7,459.70

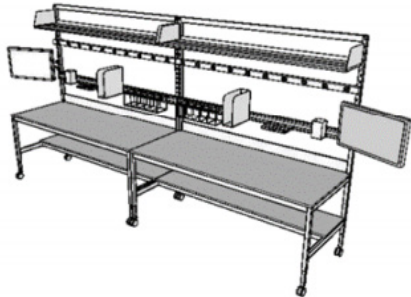
MODULAR WORKSTATION B	PART NUMBER	QTY	LIST
	F10M0242-00	3	
	F11M0196-00	4	
	F11M0336-00	4	
	F24M1236-00	8	
	E40C352236-1104	2	
	D30C352218-1104	1	
	C03C352218-1104	1	
	A81C010236-0000	1	
	A10C340036-0000	1	
	BBKBD	1	
	BBARM	1	
	TKB-001 1" Resin	28	
MODULAR WORKSTATION B			\$6,838.81

MODULAR WORKSTATION C	PART NUMBER	QTY	LIST
	F10M0242-00	2	
	F11M0196-00	4	
	F11M0372-00	2	
	F24M1272-00	4	
	E40C352248-1104	1	
	D30C352224-1104	1	
	E40C352236-1104	1	
	A81C010236-0000	1	
	A10C340036-0000	1	
	TKB-001 1" Resin	28	
MODULAR WORKSTATION C			\$5,495.52

MODULAR WORKSTATION D	PART NUMBER	QTY	LIST
	F10M0242-00	2	
	F11M0196-00	4	
	F11M0372-00	2	
	F24M1272-00	4	
	BB363072-GK	2	
	HDLVLCSTR	2	
	BB013072	2	
	TKB-001 1" Resin	28	
MODULAR WORKSTATION D			\$5,928.36

MODULAR WORKSTATION E	PART NUMBER	QTY	LIST
	F10M0242-00	3	
	F11M0196-00	4	
	F11M0336-00	4	
	F24M1236-00	8	
	BB363072-GK	2	
	BB013072	2	
MODULAR WORKSTATION E			\$4,743.28

MODULAR WORKSTATION F	PART NUMBER	QTY	LIST
	BB363072-GK	2	
	HDLVLCSTR	2	
	BB013072	2	
MODULAR WORKSTATION F			\$2,982.09

MODULAR WORKSTATION G	PART NUMBER	QTY	LIST
	BB843072-GK	2	
	BB013072	2	
	BBPB2072 Power Bar	2	
	BBBR72 Bin Rail	2	
	BBARM Monitor Arm	2	
	HDLVLCSTR	2	
MODULAR WORKSTATION G			\$4,460.73

Laminates

(Dual-sided Thermoset):



FunnyBunny



Coal World




Welcome to the Dark Side



Almond Milk



Iron Fist



Autumn Leaves



Walk the Plank



Pumpkin Spiced Latte



Big Apple Red



Sweet Like Cherries



Cherry, Cherry Quite Contrary



Hershey's Kiss



Over the Taupe



Espresso



Greys Anatomy



Stormy Monday



Mr. Grey Will See You Now

Edge Colors

(Solid 3mm PVC):



Eggnog



Silver Half Dollar



Silver Bells



Midnight Rendezvous



Raven's Wings



Black Onyx



Salt n' Peppa



Tahitian Sand

Structural Frames

(Powder Paint Finish):



Frosty the Snowman



Without a Stitch



Tinker Bell



Black to the Basics

NOTE: Digital representations of finishes are not exact. Please request an actual hard chip finish upon project finishes selection to view an exact finish representation.

Bactericidal Surfacing

(For Horizontal Surfaces):



Dessert Sands



Star Dust



Mystical Nights



Ready Playa One



A Little Mystery



Burn Notice



Caramel Crème




Ashbel



Polar Ice Cap



Ashes to Ashes



Wet Seal



Glitzy Galaxy

Tack Boards:



Frosted Almond



Shadow in the Night



Chemical Resist



Stainless Steel



French Toast

Premium Surface Options:

Door + Drawer Pulls:



Ada / Wire Pull (Standard)
HW40
(also comes in black)



Detent Dome*
HW41



Contour*
HW42



HalfDome*
HW43



T Bar Pull*
HW51



Arch Pull*
HW52


Anything is Possible

Some of our Favorite Laminates & Edge Options
Custom Colors Available Upon Request


Custom colors may affect lead times



Bank On It




Starry Night



Going Incognito



Seen on the Scene



Hawthorne



Partnerships

We also offer a wide range of AI-powered office furniture solutions, including:

- **Poppin:** A leading provider of office furniture
- **Spoonflower:** An on-demand, printing company that prints custom fabric, wallpaper, and home decor



CONCLUSION

MacBick Labs and Interiors is a technology company that is committed to creating intelligent and human-centered labs and workspaces that leverage the power of AI. We believe that the best spaces are the ones that are designed to meet the needs of the people who use them, and we are proud to offer our customers a wide range of innovative and cutting-edge solutions.

Whether you need a new biologics processing facility, a core lab for your hospital, or a STEM lab for your school, MacBick Labs and Interiors has the perfect solution for you. We offer a wide range of services, from initial design development to complete installation, and we are with you every step of the way to ensure that you get the lab or workspace of your dreams.

Contact us today to learn more about how we can help you create a lab or workspace that is both innovative and functional.



THE MACBICK SYSTEM FOR LABS.

Whether you need a new biologics processing facility, Core Lab for your hospital, STEM lab for your school, metallurgical lab, product or environmental QA test lab – MacBick Solutions has the perfect solution for your lab to enable ongoing innovation and progress. Plus, our industry leading ship times let you implement your laboratory solution in record time.



EXPERT ASSISTANCE WITH YOU EVERY STEP.

Our team is here to provide total project management support for you. From initial design development to individual workstation programming and complete installation of your new lab, we are with you every step of the way to achieve the lab productivity you seek. Call us today to discover the MacBick Solutions system for your future.



©2018 MacBick Solutions®. All rights reserved.



MacBick
LABS AND INTERIORS